



THE MINI RANGE.
FIVE PERSONALITIES, THE SAME MINI SPIRIT.



WELCOME TO MINI.

When you go for a MINI, you go for choice: Is yours going to be a MINI 3-door or 5-door Hatch, a slick MINI Convertible, a stylish MINI Clubman or an adventurous MINI Countryman? Which engine will you choose between One, Cooper and Cooper S? Which style will you select: Classic, Sport or Exclusive?

You can now define the specs of your MINI in 5 easy steps. For more information, please see pages 6-7.

Have a look around, and take all the time you need. There's so much going on with MINI – the first time you get behind the wheel there's so much to discover; engines, styles, wheels and upholsteries, paints, technology and comfort packages as well as additional standard and optional equipment. The list goes on and on, so you can really make your MINI truly yours; which is why we've put together a selection of highlights to help you personalise your MINI.

The range may be broad, but the unmistakable design and iconic go-kart feeling are the hallmarks of MINI.

CONTENTS.

04	Who we are
06	Five steps to your MINI
08	Pick your model
14	Choose your performance
16	Select your style
20	Add some packs
26	Personalise
28	The MINI 3-door and 5-door Hatch
34	The MINI Convertible
38	The MINI Convertible Sidewalk Edition
40	The MINI Clubman
46	The MINI Countryman
52	The MINI Countryman Plug-in Hybrid
54	The new MINI Electric
58	John Cooper Works
62	The new MINI John Cooper Works GP
64	Safety runs in the family
66	Genuine MINI Accessories and MINI Yours Customised
68	Discover the MINI CHALLENGE
70	Technical data



WHO WE ARE.

While you’ve probably heard of MINI already, what you might not know is that we’re much more than the little British car with a big personality. We’ve changed over the years.

Following its ground-breaking launch in 1959, MINI established itself as the definitive go to small car. For over 60 years, the MINI has made the revolutionary routine: it has broken all the old rules and set new standards. Its unmistakable design and iconic go-kart feeling are practically the only traditions it won’t break with.

MINI has grown from one car, to five. Each with its own personality, all bound by the same MINI spirit of re-invention. Our models include the MINI 3-door and 5-door Hatch, the MINI Convertible, the MINI Clubman and the MINI Countryman.

The MINI Hatch, available with both 3 doors and 5 doors, is an urban car which sticks out from the crowd, whilst the MINI Convertible is a free spirit, for those who enjoy driving with the top down, taking spontaneous shortcuts, exploring the city and its vibrant outer edges. The MINI Clubman knows the value of first impressions – it’s stylish and superbly crafted, yet very practical; and the MINI Countryman is an adventurer – a versatile car with off-road capabilities, ideal for longer journeys. It has loads of space inside so you can take your family with you as well as plenty of luggage. For more information about the different models please see pages 8-13 and pages 28-51.

Each car is also available in different variants*: One, Cooper, Cooper D and Cooper S. Each variant has a different engine and its own feel behind the wheel. But whichever model you choose, they all have one thing in common: the power and efficiency of MINI TwinPower Turbo technology. For more information about engines and performance please see page 14.

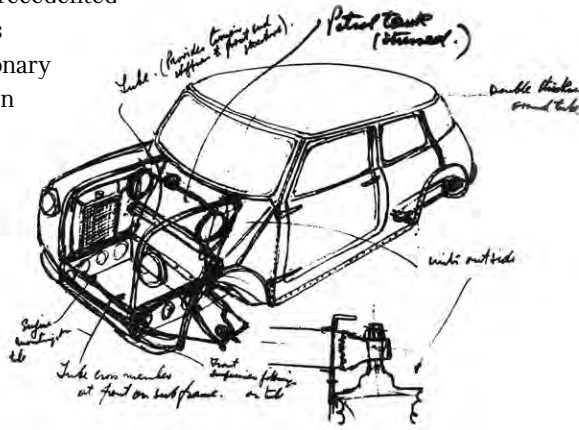
Each variant is also available in three different styles**: Classic, Sport and Exclusive. MINI Classic models have an

extensive list of standard specifications, whilst MINI Sport models are distinctly sporty and come with John Cooper Works interior and exterior equipment. MINI Exclusive models have a more refined style and include some exclusive MINI Yours interior and exterior features. For more information about the styles please see pages 16-19.

The MINI John Cooper Works is also back: Offered with MINI 3-door Hatch, MINI Convertible, MINI Clubman and MINI Countryman, John Cooper Works models are available as stand-alone offering only – which means they come with their own engine and style. John Cooper Works has always been in a league of its own. Though MINI through and through, it boasts a cult following that is proud of this distinction. Powerful, precise and clearly above the rest, it’s the go-kart feeling taken to the extreme; driving even closer to the grit and the grease. The new MINI John Cooper Works GP is also back with the most powerful engine ever fitted to a series-produced MINI 3-door Hatch. Following in the footsteps of the 2006 and 2013 John Cooper Works GP models, this generation will push the boundaries of performance to the technical limit, in a strictly limited batch of 3,000 individually numbered vehicles worldwide, with 575 vehicles arriving in the UK. For more information about the John Cooper Works models and the new MINI John Cooper Works GP please see pages 58-63.

Innovation has always been at the heart of what we do and electrifying driving is the natural next step. Thanks to the MINI Countryman Plug-in Hybrid and the new MINI Electric, you can get the iconic character of MINI with all the benefits of electric driving. For further details about these models please see pages 52-57.

When Sir Alec Issigonis sketched his initial idea for the Mini on a tablecloth in 1956, his innovative compact design was the perfect response to some of the biggest automotive questions of his era. Almost everything about it was unconventional: he increased the track width as far as he could, mounted the engine transversely, and positioned the instrument cluster centrally for both left and right-hand drive. This ensured maximum space inside the car. The concept was unprecedented – and his revolutionary Mini soon became an icon.



Motorsport legend John Cooper saw star racing potential in the original Mini – so he created a model for the track. Braking, inducing oversteer and then drifting around corners became effortless for rally drivers, thanks to its light weight and short overhangs. Racing around tight bends at high speed, now synonymous with the legendary Mini go-kart feeling, laid the foundation for a succession of spectacular wins at the Monte Carlo rally. Here, the Mini proved that agile handling beats sheer power, every time. To honour Cooper’s vision, the thoroughbreds of the MINI range bear the name John Cooper Works.

The compact design of Sir Alec Issigonis and racing pedigree of John Cooper have defined the Mini from the very beginning and remain hallmarks of every iteration to this day. Their legacy of innovation lives on in the latest MINI – and the cutting-edge technology within.

* Some variants are not available on all cars, for more information please check the technical data section (pages 70-74) or contact your MINI Retailer.
** Sport and Exclusive styles are not available on One variants.

FIVE STEPS TO YOUR MINI.

1. PICK YOUR MODEL.



MINI 3-door Hatch



MINI 5-door Hatch



MINI Convertible



MINI Clubman



MINI Countryman

¹ Some exterior paints are not available on all cars, for more information please check the exterior colours page (on page 26) or contact your MINI Retailer.
² For more information about the single options available, please see page 27, refer to the individual models price lists or speak to your MINI Retailer.

2. CHOOSE YOUR PERFORMANCE.

ONE

1.5l 3-cylinder petrol engine

COOPER

1.5l 3-cylinder petrol engine
2.0l 4-cylinder diesel engine

COOPER S

2.0l 4-cylinder petrol engine

3. SELECT YOUR STYLE.

CLASSIC

SPORT

EXCLUSIVE

4. ADD SOME PACKS.

COMFORT PACKAGES



NAVIGATION PACKAGES



DRIVING ASSISTANT PACK



5. PERSONALISE.

Exterior colours¹:



Contrast roof and mirror caps colours:



Single options²:

- MINI Head-up Display
- Harman Kardon Hi-Fi System
- Comfort Access System
- Panoramic electric glass sunroof
- Automatic gearbox

1. PICK YOUR MODEL.



Model shown: MINI 3-door Hatch Cooper S Exclusive with optional Solaris Orange exterior paint, roof and mirror caps in black and 17" Rail Spoke alloy wheels in two-tone.

The MINI 3-door Hatch is a true trailblazer. Committed to standing out from the crowd, it's expressive and self-assured – the choice for unconventional types. The MINI Hatch is made to enjoy urban life to the full. Compact on the outside, with short overhangs, it has a small turning circle which is handy for nimble manoeuvring in the concrete jungle, and offers room for four people.



The MINI 5-door Hatch is 16 centimetres longer than the 3-door and has two extra doors which open up unexpected opportunities: five seats, noticeably more legroom in the back and 30% more luggage space. Ideal for the city, the sporty go-kart feeling makes it fun to drive around tight corners and helps you make your own way through narrow lanes and heavy traffic.



The MINI Convertible is a free spirit. With four seats and a fully electric soft-top, it's perfect for an open-air drive with your friends. Life with the top down is always animated, exciting and fresh. Prepare to live a life packed with impulse and unbridled energy – it's a non-stop thrill behind the wheel for those who know there's always something else to feel.



Model shown: MINI Clubman Cooper S Exclusive with optional Indian Summer Red exterior paint, roof and mirror caps in black, Piano Black Exterior and 18" Multiray Spoke alloy wheels.

The MINI Clubman, sophisticated and quintessentially urban, is artfully constructed with practicality in mind. Being 4.25 metres long, it's a step up in size and in functionality, with a roomy interior superbly crafted from top-quality materials. It is mature and worldly in its outlook, a connoisseur of understated style and robust craftsmanship. And with its six doors – including split rear doors – and seating for five, it's perfect for long and short trips.



Model shown: MINI Countryman Cooper Classic with optional Island Blue exterior paint, roof and mirror caps in black, 18" Pin Spoke alloy wheels in black and LED headlights with cornering lights.

The MINI Countryman is an adventurer. Equipped with a go-anywhere attitude, it transforms from undercover urbanite to intrepid explorer in an instant. Just under 4.3 metres long, it is a versatile Sport Activity Vehicle which is also optionally available with ALL4 all-wheel-drive. Offering ample room for five people, luggage and all those memories you pick up on the way, the MINI Countryman is ideal for an active lifestyle with your family.

2. CHOOSE YOUR PERFORMANCE.

ONE

Only available on MINI 3-door and 5-door Hatch in Classic style, the One has a 1.5l 3-cylinder petrol engine which delivers 102 hp/75 kW and features MINI TwinPower Turbo technology. The go-kart feeling starts here.

COOPER

Available on all MINI models, the Cooper has a 1.5l 3-cylinder petrol engine (136 hp/100 kW) which offers a handy blend of power and fuel economy. Only available on MINI Countryman, the Cooper D is ideal if you prefer high-torque, efficient diesel engines. It generates an incredibly satisfying output of 150 hp/110 kW – served up by a 2.0l MINI TwinPower Turbo 4-cylinder diesel engine.


*COOPER***S**

Available on all MINI models, the Cooper S packs the biggest punch. Under the bonnet it boasts a 2.0l MINI TwinPower Turbo 4-cylinder petrol engine that delivers all the power you need, generating 192 hp/141 kW. MINI Driving Modes, allowing adaption to different driving situations and ensuring a high driving efficiency, are standard on Cooper S variants. The MINI Countryman Plug-in Hybrid features a clever combination: a 3-cylinder petrol engine (136 hp/100 kW) at the front with a 95-hp/70-kW e-motor at the rear axle.



Model shown: MINI Convertible Cooper Classic with optional White Silver exterior paint, mirror caps in black, 16" Victory Spoke alloy wheels in black and Leatherette sport seats in Carbon Black.

3. SELECT YOUR STYLE.



The Classic style comes with an extensive list of standard specifications, such as:

EXTERIOR:

- 15" steel wheels on One variants
- 15" or 16" alloy wheels on Cooper variants
- 16" or 17" alloy wheels on Cooper S variants

INTERIOR:

- Standard seats in cloth on One and Cooper variants and on MINI Countryman Plug-in Hybrid
- Sport seats in cloth on Cooper S variants
- Standard steering wheel on MINI Hatch One variants and MINI Hatch and Convertible Cooper variants
- Sport leather steering wheel on all models except MINI Hatch One variants and MINI Hatch and Convertible Cooper variants

Model shown: MINI Clubman Cooper Classic. The exterior image shown features optional alloy wheels and roof and mirror caps in black. The interior image shown features optional upholstery, interior surface and Comfort Pack.

SPORT.



The Sport style is distinctly sporty. It includes some exclusive John Cooper Works interior and exterior equipment such as:

EXTERIOR:

- Upgraded John Cooper Works alloy wheels:
 - 17" or 18" alloy wheels¹ available as standard
 - 18" or 19" alloy wheels¹ optionally available
- John Cooper Works aerodynamic kit
- John Cooper Works spoiler²

INTERIOR:

- John Cooper Works sport seats
- John Cooper Works sport leather steering wheel
- John Cooper Works door sill finishers
- Anthracite headlining
- Cruise control with brake function
- Performance Control³
- MINI Driving Modes³
- Rear Park Distance Control (MINI Clubman models only)

Not available on One variants.

¹ Availability of alloy wheels depends on the model selected, for more information please see the 'Style Options' pages of the models you are interested in. ² John Cooper Works spoiler not available on MINI Convertible models. ³ Already standard on Cooper S variants. Model shown: MINI Clubman Cooper S Sport. The exterior image shown features optional exterior paint and roof and mirror caps in black. The interior image shown features optional interior surface, Comfort Pack and Steptronic sport transmission.

EXCLUSIVE.



The Exclusive style prizes individuality and a more refined style. It includes some exclusive MINI Yours interior and exterior features and upgraded equipment such as:

EXTERIOR:

- Exclusive alloy wheels:
 - 17" or 18" alloy wheels¹ available as standard
 - 17", 18" or 19" alloy wheels¹ optionally available (including exclusive MINI Yours alloy wheels)
- Chrome Line Exterior

INTERIOR:

- MINI Yours leather steering wheel
- MINI Yours leather sport seats
- MINI Yours interior style
- MINI Yours gearstick with exclusive stitching²
- Chrome Line Interior
- Cruise control with brake function

Not available on One variants.

¹ Availability of alloy wheels depends on the model selected, for more information please see the 'Style Options' pages of the models you are interested in. ² Not with Cooper S models with sport automatic transmission which include red stitching on the gearstick. Model shown: MINI Clubman Cooper S Exclusive. The exterior image shown features optional exterior paint and upholstery. The interior image shown features optional Comfort Pack and Harman Kardon Hi-Fi System.

4. ADD SOME PACKS.



DRIVING ASSISTANT PACK



COMFORT PACKAGES



NAVIGATION PACKAGES

DRIVING ASSISTANT PACK.

The optional Driving Assistant Pack is a camera-based driver assistance system that increases safety on the road for you and others around you. It recognises and reports speed limits and no-overtaking zones.

When travelling at speeds between 6 and 37 mph, pedestrian warning and approach control warning, both with light city braking function, warn drivers and automatically brake if a potential collision is detected.

At higher speeds, approach control warning also registers potential collisions with vehicles ahead and pre-conditions the brakes for faster brake responses and shorter stopping distances. If an accident cannot be avoided, the braking functions help to reduce the impact speed.



Model shown: MINI Clubman Cooper S Exclusive with optional Indian Summer Red exterior paint, roof and mirror caps in black, Piano Black Exterior, 18" Multiray Spoke alloy wheels and Driving Assistant Pack.

COMFORT PACK.

The Comfort Pack adds more comfort to your MINI with the following features:

- Seat heating for driver and front passenger
- Automatic air conditioning
- Rear Park Distance Control*
- Passenger seat height adjustment
- Storage compartment pack
- Floor mats in velour
- Front centre armrest

* Already standard on MINI Convertible and MINI Countryman.



Seat heating for driver and front passenger and automatic air conditioning

COMFORT PLUS PACK.

Add even more comfort to your MINI with the Comfort Plus Pack. It comprises all the equipment of the Comfort Pack:

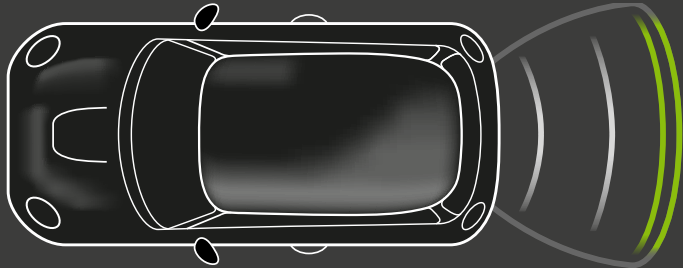
- Seat heating for driver and front passenger
- Automatic air conditioning
- Passenger seat height adjustment
- Storage compartment pack
- Floor mats in velour
- Front centre armrest

It also includes the following features:

- Rear view camera
- Auto-dimming exterior mirrors and interior rear view mirror
- Folding exterior mirrors
- Park Distance Control, front and rear
- Parking Assistant (helping you find a suitable parking space and makes parallel parking easy, you just have to brake and accelerate as required)



Park Distance Control, front and rear



Rear Park Distance Control: acoustic and optical distance warning of obstacles to the rear of the car (sensors in rear bumper)



Automatic air conditioning



Parking Assistant



Rear view camera

NAVIGATION PACK.

The Navigation Pack is standard on MINI Clubman and MINI Countryman, and optionally available on MINI Hatch and MINI Convertible. It includes the following features:

- MINI Navigation system with 6.5" display
- MINI Connected*
(vehicle status and destination, frequently visited places, MINI Find Mate, calendar integration, share arrival time, "time to go" notifications, MINI Connected ready-apps)
- Apple CarPlay
- Visual Boost Radio

On MINI Clubman and MINI Countryman, it also comprises additional equipment:

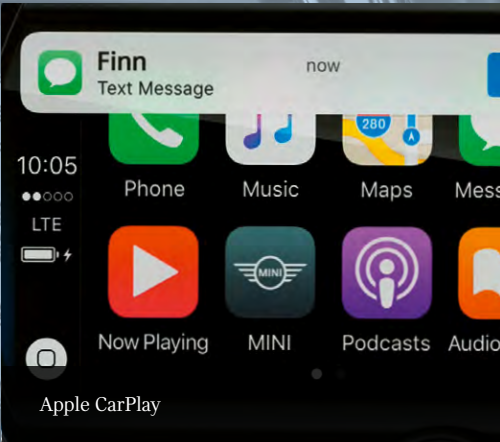
- Real Time Traffic Information (RTTI)
(providing the latest traffic updates so you can spot and bypass sudden bottlenecks)
- ConnectedDrive Services
(including Online Search and Weather Information)
- Remote Services
(vehicle search, import destination from smartphone to Navigation system, lock or unlock the doors remotely)

Not available with the Navigation Plus Pack.

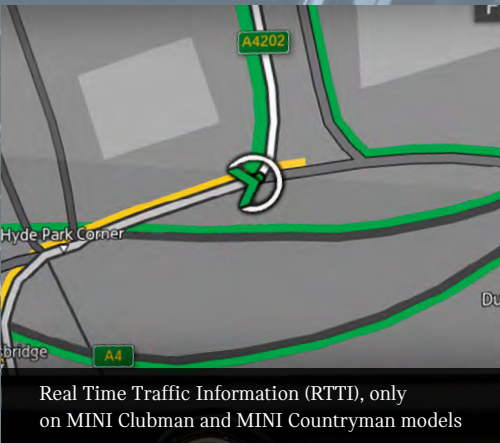
* Subject to phone compatibility, please check mini.co.uk/connected



MINI Navigation system with 6.5" display



Apple CarPlay



Real Time Traffic Information (RTTI), only on MINI Clubman and MINI Countryman models

NAVIGATION PLUS PACK.

To be even more connected to the world, upgrade your MINI with the optional Navigation Plus Pack, available on all MINI models. It's packed with exclusive connectivity features such as Online Search, Concierge Service, Real Time Traffic Information and more.

Contents:

- MINI Navigation system with 8.8" touch display
- Real Time Traffic Information (RTTI)
(providing the latest traffic updates so you can spot and bypass sudden bottlenecks)
- Enhanced bluetooth with wireless charging
- ConnectedDrive Services
(including Online Search and Weather Information)
- Concierge Service
(24/7 availability, cost-free calling through pre-installed SIM-Card, search for points of interest, transmit address into Navigation system, ask about flight information, check opening times of cultural facilities, book hotel rooms)
- Remote Services
(vehicle search, import destination from smartphone to Navigation system, lock or unlock the doors remotely)
- MINI Connected*
(vehicle status and destination, frequently visited places, MINI Find Mate, calendar integration, share arrival time, "time to go" notifications, MINI Connected ready-apps)
- MINI Connected XL App* with additional features including Amazon Alexa†
- Apple CarPlay
- Front centre armrest

Not available with the Navigation Pack.

* Subject to phone compatibility, please check mini.co.uk/connected
† Amazon account required. Initial subscription available at no extra cost and active for 3 years.



Online Search, as part of ConnectedDrive Services



Real Time Traffic Information (RTTI)



Concierge Service

5. PERSONALISE.

EXTERIOR COLOURS.

All models[†]:

					
Pepper White ^{1,2} (standard paint)	White Silver ^{*,1,3}	Melting Silver [*]	Moonwalk Grey [*]	Thunder Grey ^{*,4}	Emerald Grey ^{*,1}
					
Starlight Blue ^{*,1}	Midnight Black ^{*,5}	British Racing Green IV [*]	Chili Red	MINI Yours Enigmatic Black [*] (special paint)	

Additional colour for MINI Hatch models:



Solaris Orange^{*}

Additional colour for MINI Clubman models:



Indian Summer Red^{*,6}

Additional colour for
MINI John Cooper Works models:



Rebel Green

Contrast roof and mirror caps colours:



Aspen White² Jet Black⁵ Silver^{*,8} Chili Red⁹

Additional colours for MINI Convertible models:




Caribbean Aqua^{*} Solaris Orange^{*}

Additional colours for MINI Countryman models:




Light White²
(standard paint) Chestnut⁷ Island Blue^{*}

SINGLE OPTIONS.



MINI Head-up Display



Harman Kardon Hi-Fi System



Comfort Access System¹



Panoramic electric glass sunroof



Automatic gearbox
(7-speed Steptronic transmission with double clutch
or 8-speed Automatic transmission)²

[†] Excludes the new MINI Electric models. For more information about the exterior paint colours available on the new MINI Electric models, please see pages 56-57. ^{*} Metallic.
¹ Not available on MINI Countryman models. ² Pepper White and Light White are not available with roof and mirror caps in Aspen White. ³ White Silver is not available with roof in body colour. ⁴ Thunder Grey is only available on Cooper S variants (including Cooper S ALL4 and Cooper S E ALL4 PHEV) and John Cooper Works models. ⁵ Midnight Black is not available with roof and mirror caps in Jet Black. ⁶ Indian Summer Red is not available with the John Cooper Works 306hp model. ⁷ Chestnut is not available with the Sport style and the John Cooper Works 306hp model. Available at no extra cost on other MINI Countryman models. ⁸ Roof and mirror caps in silver are only available on models with the Exclusive style.
²⁶ ⁹ Roof and mirror caps in Chili Red are only available on John Cooper Works models.

For more information about the single options available, please refer to the individual models price lists or speak to your MINI Retailer.
¹ Standard on all MINI Convertible models. ² Availability of transmission depends on the model selected, for more information please refer to the individual models price lists or speak to your MINI Retailer.



THE MINI 3-DOOR AND 5-DOOR HATCH.

Models shown: MINI 3-door Hatch Cooper S Exclusive with optional Solaris Orange exterior paint, roof and mirror caps in black and 17" Rail Spoke alloy wheels in two-tone (left) and MINI 5-door Hatch Cooper S Sport with optional Emerald Grey exterior paint, Piano Black Exterior, black bonnet stripes, roof and mirror caps in black and 18" John Cooper Works Cup Spoke alloy wheels in two-tone (right).

The true original and the one that started it all. The MINI Hatch is striking and showcases its legendary DNA more proudly than ever. Distinctively modern, it comes equipped with an extensive list of standard features. Compact on the outside, with short overhangs, plus loads of space inside – it's as fun to drive today as it was back in 1959. On winding country roads it handles like a go-kart. It also has a small turning circle, which is handy for nimble manoeuvring in the concrete jungle. The MINI Hatch is made to enjoy urban life to the full.

STANDARD EQUIPMENT HIGHLIGHTS.

- EXTERIOR:**
 - LED headlights
 - LED rear lights
 - Rain sensor and automatic headlight activation
 - Mirror caps in body colour
- INTERIOR / FUNCTIONAL EQUIPMENT:**
 - 6.5" screen
 - Multi-function controls for steering wheel
 - Bluetooth hands free function with USB audio
 - DAB digital tuner
 - Intelligent emergency calling (E-call)
 - Interior lights pack
- MINI Excitement Pack (including MINI logo projection, illuminated door handles and LED mood lighting)



LED headlights



6.5" screen, bluetooth hands free function with USB audio and LED mood lighting



Multi-function controls for steering wheel



LED rear lights



MINI logo projection as part of the MINI Excitement Pack



Intelligent emergency calling (E-call)

The MINI 3-door Hatch offers room for four people plus 211 litres of luggage.



Model shown: MINI 3-door Hatch Cooper S Exclusive with optional Solaris Orange exterior paint, roof and mirror caps in black and 17" Rail Spoke alloy wheels in two-tone.

Same handling – more handles. It's the icon you love with double the doors. Two extra doors open up untold opportunities, and you still get all of the iconic MINI go-kart feeling thanks to a low centre of gravity, wide-track and sporty chassis.

Five seats, noticeably more legroom in the back and 30% more luggage space (278 litres) – the benefits of the MINI 5-door Hatch speak for themselves. It's highly customisable, agile and a great everyday car with all the striking MINI design features.



Model shown: MINI 5-door Hatch Cooper S Sport with optional Emerald Grey exterior paint, Piano Black Exterior, black bonnet stripes, roof and mirror caps in black and 18" John Cooper Works Cup Spoke alloy wheels in two-tone.

STYLE OPTIONS.

THE MINI 3-DOOR AND 5-DOOR HATCH.

CLASSIC.



ALLOY WHEELS.

STANDARD.



ONE
15" steel wheels in silver

COOPER
15" Heli Spoke alloy wheels in silver

COOPER S
16" Loop Spoke alloy wheels in silver

OPTIONAL.



17" Cosmos Spoke alloy wheels in silver

17" Cosmos Spoke alloy wheels in black

16" Victory Spoke alloy wheels in black

16" Loop Spoke alloy wheels in silver

15" Heli Spoke alloy wheels in silver

SEATS AND UPHOLSTERIES.

STANDARD.



ONE / COOPER
Standard seats with Firework cloth upholstery in Carbon Black¹

COOPER S
Sport seats with Double Stripe cloth upholstery in Carbon Black¹

OPTIONAL.




Sport seats with cloth / leatherette upholstery in Black Pearl / Light Grey¹

Sport seats with Leatherette upholstery in Carbon Black¹

INTERIOR SURFACES.

STANDARD.



ONE
Black Grain interior surface

COOPER
Hazy Grey interior surface

COOPER S
Black Chequered interior surface

OPTIONAL.



Piano Black interior surface

SPORT.



ALLOY WHEELS.

STANDARD.



17" John Cooper Works Track Spoke alloy wheels in black

OPTIONAL.



18" John Cooper Works Cup Spoke alloy wheels in two-tone

SEATS AND UPHOLSTERIES.

STANDARD.



John Cooper Works sport seats with Dinamica / cloth upholstery in Carbon Black¹

OPTIONAL.




John Cooper Works sport seats with Dinamica / leather upholstery in Carbon Black²

Sport seats with Cross Punch leather* upholstery in Carbon Black²

INTERIOR SURFACES.

STANDARD.



COOPER
Hazy Grey interior surface

COOPER S
Black Chequered interior surface

OPTIONAL.



Piano Black interior surface

EXCLUSIVE.



ALLOY WHEELS.

STANDARD.



17" Roulette Spoke alloy wheels in two-tone

OPTIONAL.



18" MINI Yours British Spoke alloy wheels

17" Tentacle Spoke alloy wheels in silver

17" Rail Spoke alloy wheels in two-tone

17" Propeller Spoke alloy wheels in two-tone

SEATS AND UPHOLSTERIES.

STANDARD.



Sport seats with MINI Yours Lounge leather upholstery in Carbon Black²

OPTIONAL.



Sport seats with Chester leather* upholstery in Satellite Grey²

Sport seats with Chester leather* upholstery in Malt Brown²

INTERIOR SURFACES.

STANDARD.



MINI Yours Fibre Alloy interior style

OPTIONAL.



MINI Yours Piano Black interior style, illuminated

THE MINI CONVERTIBLE.



Model shown: MINI Convertible Cooper S Exclusive with optional Midnight Black exterior paint, Chester leather upholstery in Satellite Grey, MINI Yours soft-top and 18" MINI Yours British Spoke alloy wheels.

Sky above, road ahead – experience the legendary go-kart feeling in the slick MINI Convertible and leave your troubles behind you. Driving with the top down has never felt so good. The MINI Convertible has four seats, and when the top is closed, the luggage compartment has a generous capacity of 215 litres.

It takes just 18 seconds for the high-quality, electrically operated soft-top to fully open or close – even when travelling at speeds of up to 19 mph. The steep front windscreen offers a clear view of the sky above. When the roof is closed, the multiple layers in the soft-top provide a high level of sound insulation.

STANDARD EQUIPMENT HIGHLIGHTS.

EXTERIOR:

- LED headlights
- LED rear lights
- Soft-top with integrated sunroof function
- Fully electric soft-top operation
- Rain sensor and automatic headlight activation

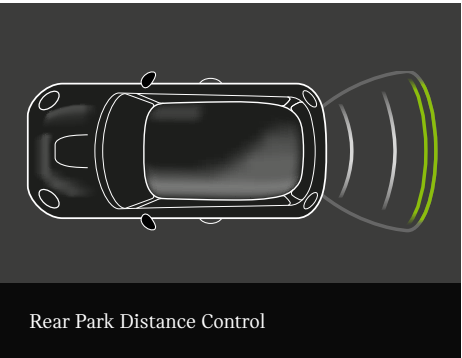
INTERIOR / FUNCTIONAL EQUIPMENT:

- 6.5" screen
- Multi-function controls for steering wheel
- Bluetooth hands free function with USB audio
- DAB digital tuner
- Intelligent emergency calling (E-call)
- Rear Park Distance Control

- Interior lights pack
- MINI Excitement Pack (including MINI logo projection, illuminated door handles and LED mood lighting)
- MINI Convertible Pack (including Comfort Access System, wind deflector and Always Open Timer)



Fully electric soft-top with integrated sunroof function and MINI Convertible Pack



Rear Park Distance Control



LED headlights



MINI logo projection as part of the MINI Excitement Pack



6.5" screen, bluetooth hands free function with USB audio and LED mood lighting



LED rear lights

STYLE OPTIONS.
THE MINI CONVERTIBLE.

CLASSIC.



ALLOY WHEELS.
STANDARD.



COOPER
15" Heli Spoke alloy wheels in silver

COOPER S
16" Loop Spoke alloy wheels in silver

OPTIONAL.



17" Cosmos Spoke alloy wheels in silver

17" Cosmos Spoke alloy wheels in black

16" Victory Spoke alloy wheels in black

16" Loop Spoke alloy wheels in silver

SEATS AND UPHOLSTERIES.
STANDARD.



COOPER
Standard seats with Firework cloth upholstery in Carbon Black¹



COOPER S
Sport seats with Double Stripe cloth upholstery in Carbon Black¹

OPTIONAL.




Sport seats with cloth / leatherette upholstery in Black Pearl / Light Grey¹




Sport seats with Leatherette upholstery in Carbon Black¹

INTERIOR SURFACES.
STANDARD.



COOPER
Hazy Grey interior surface



COOPER S
Black Chequered interior surface

OPTIONAL.



Piano Black interior surface

SPORT.



ALLOY WHEELS.
STANDARD.



17" John Cooper Works Track Spoke alloy wheels in black

OPTIONAL.



18" John Cooper Works Cup Spoke alloy wheels in two-tone

SEATS AND UPHOLSTERIES.
STANDARD.



John Cooper Works sport seats with Dinamica / cloth upholstery in Carbon Black¹

OPTIONAL.




John Cooper Works sport seats with Dinamica / leather upholstery in Carbon Black²




Sport seats with Cross Punch leather* upholstery in Carbon Black²

INTERIOR SURFACES.
STANDARD.



COOPER
Hazy Grey interior surface



COOPER S
Black Chequered interior surface

OPTIONAL.



Piano Black interior surface

EXCLUSIVE.



ALLOY WHEELS.
STANDARD.



17" Roulette Spoke alloy wheels in two-tone

OPTIONAL.



18" MINI Yours British Spoke alloy wheels



17" Tentacle Spoke alloy wheels in silver



17" Rail Spoke alloy wheels in two-tone



17" Propeller Spoke alloy wheels in two-tone

SEATS AND UPHOLSTERIES.
STANDARD.



Sport seats with MINI Yours Lounge leather upholstery in Carbon Black²

OPTIONAL.



Sport seats with Chester leather* upholstery in Satellite Grey²



Sport seats with Chester leather* upholstery in Malt Brown²

INTERIOR SURFACES.
STANDARD.



MINI Yours Fibre Alloy interior style

OPTIONAL.



MINI Yours Piano Black interior style, illuminated

THE MINI CONVERTIBLE SIDEWALK EDITION.



Model shown: MINI Convertible Sidewalk Edition.

The MINI Convertible Sidewalk Edition celebrates a rich heritage of unfiltered excitement and stands in the tradition of previous special editions. Providing a fresh interpretation of MINI’s charm and style, it takes the fun and excitement of ‘wind-in-the-hair’ motoring to the next level. Limited to only 150 vehicles in the UK, the MINI Convertible Sidewalk Edition comes with high specification. Sidewalk special edition features with a unique design include bonnet stripes, soft-top, side scuttle badging, seats upholstery, interior surfaces, floor mats, steering wheel, door entry strips and door bezels. Additionally, the MINI Convertible Sidewalk Edition is painted in Deep Laguna metallic exterior colour. Features such as Harman Kardon Hi-Fi System and MINI Head-up Display are also available as standard. Under the bonnet beats the heart of a powerful Cooper S engine with MINI TwinPower Turbo technology producing 192 hp, offered exclusively with 7-speed Steptronic sport transmission with double clutch. So get ready for pure joy in the sunshine.

STANDARD EQUIPMENT HIGHLIGHTS.

EXTERIOR:


- 17” Scissor Spoke alloy wheels in two-tone
- Sidewalk soft-top with interwoven roof pattern in Titanium Grey
- Deep Laguna metallic exterior colour
- Sidewalk bonnet stripes with pin lines
- Exterior mirror caps in body colour
- Side scuttle badging with Sidewalk design
- Sidewalk design brushed alloy door entry strips

INTERIOR:


- MINI Yours Lounge leather upholstery in Anthracite with Sidewalk seat badging and contrasting seams in Petrol and Energetic Yellow
- Sidewalk illuminated interior surfaces with cockpit pattern in Petrol and Dark Silver
- Sidewalk sport leather steering wheel with Sidewalk badging and contrast stitching in Petrol
- Sidewalk floor mats with contrasting surround in Dark Petrol and decorative stitching in Energetic Yellow
- Sidewalk door bezels in Petrol

TECHNOLOGY:


- Steptronic Sport transmission with double clutch (7-speed)
- Harman Kardon Hi-Fi System
- MINI Head-up Display
- MINI Driving Modes (centre toggle switch to control driving mode settings: Comfort, ECO, Sport; allows adaption to different driving situations and ensures a high driving efficiency)
- Navigation Plus Pack, including:
 - Navigation System with 8.8” touch screen display
 - Real Time Traffic Information (RTTI)
 - ConnectedDrive Services (including Online Search and Weather Information)
 - Enhanced Bluetooth with wireless charging
- MINI Connected[†]
- MINI Connected XL[†] with additional features including Amazon Alexa^{††}
- Apple CarPlay
- Concierge Service
- MINI Visual Boost Radio
- Remote Services
- Comfort Plus Pack, including:
 - Rear view camera
 - Seat heating
 - Front and rear park distance control
 - Parking Assistant
 - Folding and auto-dimming mirrors
 - Automatic air conditioning
 - Front centre armrest
 - Passenger seat height adjustment
 - Storage compartment pack
- Convertible Pack, including:
 - Comfort Access System
 - Wind deflector
 - Always Open Timer



Sidewalk soft-top with interwoven roof pattern in Titanium Grey



MINI Yours Lounge leather seat in Anthracite with Sidewalk badging and contrasting seams



17” Scissor Spoke alloy wheels in two-tone

[†] Subject to phone compatibility, please check mini.co.uk/connected

^{††} Amazon account required. Initial subscription free of charge for 3 years.

THE MINI CLUBMAN.



Model shown: MINI Clubman Cooper S Exclusive with optional Indian Summer Red exterior paint, roof and mirror caps in black, Piano Black Exterior and 18" Multiray Spoke alloy wheels.

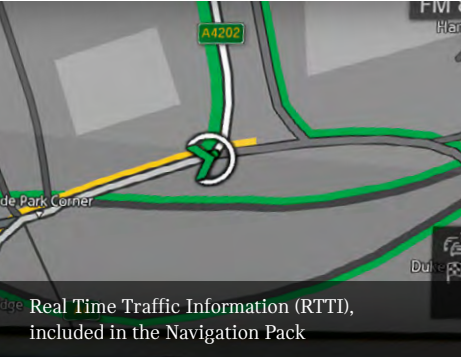
The MINI Clubman is the most charming and sophisticated MINI we've ever made. It's a step up in size – and in functionality. We've designed a roomy interior crafted from top-quality materials and packed full of the latest innovations. And with its six doors – including split rear doors – and seating for five, it's the perfect saloon for long and short trips. The MINI Clubman includes an extremely high level of standard equipment such as LED headlights, rear lights and fog lights.

STANDARD EQUIPMENT HIGHLIGHTS.

- LED headlights, rear lights and fog lights
- Navigation Pack, including:
 - MINI Navigation system with 6.5" display
 - Real Time Traffic Information (RTTI)
 - Apple CarPlay
 - Remote Services
 - ConnectedDrive Services (including Online Search and Weather Information)
 - Intelligent emergency calling (E-call)
- Multi-function controls for steering wheel
- DAB digital tuner
- White indicators
- Rain sensor and automatic headlight activation
- Interior lights pack
- MINI Excitement Pack (including MINI logo projection, illuminated door handles and LED mood lighting)



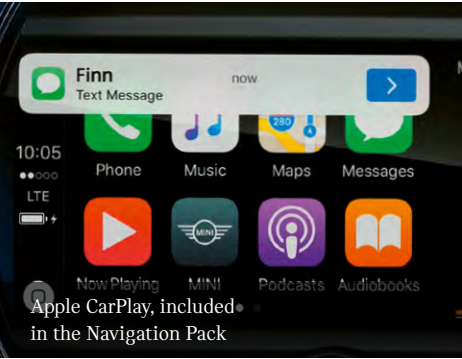
MINI Navigation system with 6.5" display, included in the Navigation Pack



Real Time Traffic Information (RTTI), included in the Navigation Pack



LED headlights and optional Piano Black Exterior



Apple CarPlay, included in the Navigation Pack



LED rear lights and optional Piano Black Exterior



MINI logo projection as part of the MINI Excitement Pack



STYLE OPTIONS.
THE MINI CLUBMAN.

CLASSIC.



ALLOY WHEELS.
STANDARD.



COOPER
16" Revolute
Spoke alloy
wheels
in silver

COOPER S
17" Vent Spoke
alloy wheels
in silver

OPTIONAL.



17" Net Spoke
alloy wheels
in black

17" Vent
Spoke alloy
wheels in
silver

SEATS AND UPHOLSTERIES.
STANDARD.



COOPER
Standard seats
with Firework cloth
upholstery in
Carbon Black¹




COOPER S
Sport seats with
Double Stripe
cloth upholstery
in Carbon Black¹

OPTIONAL.




Sport seats
with Leatherette
upholstery in
Carbon Black¹

INTERIOR SURFACES.
STANDARD.



COOPER
Hazy Grey
interior surface



COOPER S
Grey Chequered
interior surface

OPTIONAL.



Piano Black
interior surface

SPORT.



ALLOY WHEELS.
STANDARD.



18" John Cooper Works
Grip Spoke alloy wheels
in silver

OPTIONAL.



19" John Cooper Works
Circuit Spoke alloy wheels
(only with Sport Suspension)

SEATS AND UPHOLSTERIES.
STANDARD.



John Cooper Works sport
seats with Dinamica / cloth
upholstery in Carbon Black¹

OPTIONAL.




John Cooper Works sport
seats with Dinamica / leather
upholstery in Carbon Black²




Sport seats with
Cross Punch leather*
upholstery in Carbon Black²

INTERIOR SURFACES.
STANDARD.



COOPER
Hazy Grey
interior surface



COOPER S
Grey Chequered
interior surface

OPTIONAL.



Piano Black
interior surface

EXCLUSIVE.



ALLOY WHEELS.
STANDARD.



18" Star Spoke alloy
wheels in silver

OPTIONAL.



18" Star Spoke alloy
wheels in black



18" Multiray Spoke
alloy wheels



18" MINI Yours British
Spoke alloy wheels

SEATS AND UPHOLSTERIES.
STANDARD.



Sport seats with
MINI Yours Lounge
leather upholstery in
Carbon Black²

OPTIONAL.



Sport seats with
Chester leather*
upholstery in
Satellite Grey²




Sport seats with
Chester leather*
upholstery in
Indigo Blue²




Sport seats with
Chester leather*
upholstery in
Malt Brown²

INTERIOR SURFACES.
STANDARD.




MINI Yours Piano Black
interior style, illuminated

OPTIONAL.



MINI Yours Frozen Blue
interior style, illuminated



MINI Yours Fibre Alloy
interior style, illuminated

THE MINI COUNTRYMAN.



Model shown: MINI Countryman Cooper S Exclusive with optional Island Blue exterior paint, roof and mirror caps in black, 19" Edged Spoke alloy wheels in silver and LED headlights with cornering lights.

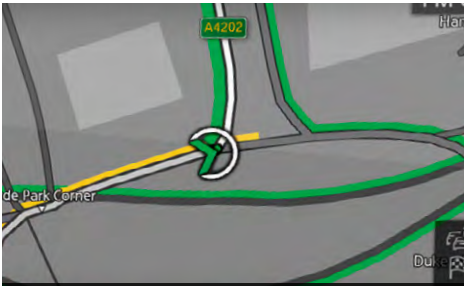
The MINI Countryman is a versatile, five-seater Sport Activity Vehicle that's more comfortable than ever. As big as it feels on the inside, the Countryman is still a MINI through and through. Gliding through the city, coasting through the mountains – it's all effortless. It's just under 4.3 metres long, which means it has some serious luggage capacity in addition to ample legroom. The MINI Countryman also comes equipped with standard features you might expect to be optional. With powerful engines and optional ALL4 all-wheel-drive, it tackles even the trickiest terrain with ease. So what are you waiting for? The world won't explore itself.

STANDARD EQUIPMENT HIGHLIGHTS.

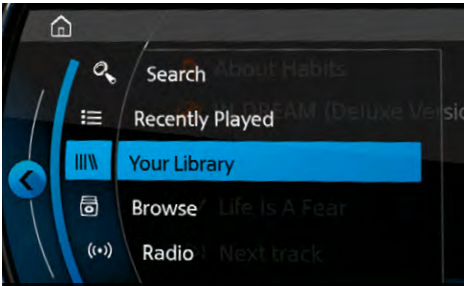
- Navigation Pack, including:
 - MINI Navigation system with 6.5" display
 - Real Time Traffic Information (RTTI)
 - Apple CarPlay
 - Remote Services
 - ConnectedDrive Services (including Online Search and Weather Information)
 - Intelligent emergency calling (E-call)
- Roof rails
- White indicators
- Multi-function controls for steering wheel
- DAB digital tuner
- Rear Park Distance Control
- Rain sensor and automatic headlight activation
- Interior lights pack
- MINI Excitement Pack (including MINI logo projection, illuminated door handles and LED mood lighting)



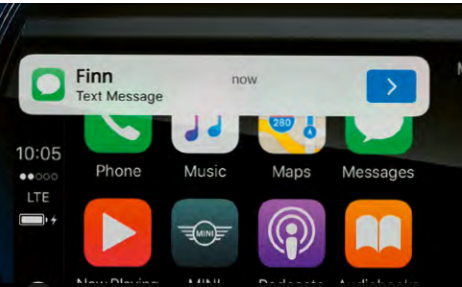
MINI Navigation system with 6.5" display, included in the Navigation Pack



Real Time Traffic Information (RTTI), included in the Navigation Pack



Online Search as part of ConnectedDrive Services, included in the Navigation Pack



Apple CarPlay, included in the Navigation Pack



Roof rails in silver




Rear Park Distance Control

ADVENTURE IS WAITING.

The best views are at the top, and ALL4 gets you there. The optional intelligent all-wheel-drive system¹ provides optimal traction and maximum stability when you need it, down dirt tracks, cobbled streets or even across the snowy plains. Now you can really run wild.



Model shown: MINI Countryman Cooper S Sport with optional Chili Red exterior paint, roof and mirror caps in black and LED headlights with cornering lights.



Model shown: MINI Countryman Cooper S Exclusive with optional Island Blue exterior paint, roof and mirror caps in white, MINI Yours British Oak illuminated interior style and MINI Activity Pack.

THE ONLY THING THAT SHOULD STOP YOU IS THE VIEW.

In the MINI Countryman, the only thing that's going to stop you is the view. Luckily there's a cushioned picnic bench available as part of the optional MINI Activity Pack² for moments just like these. Just pull it out from beneath the loading shelf and soak up the sunset.

The loading shelf, fastening straps and lashing eyes in the storage compartment pack (available as part of the optional Comfort Pack or Comfort Plus Pack) keep luggage in place and ensure optimal weight distribution. The storage compartment pack also comes with extra LED lights and a 12-volt socket – perfect for powering a cool box.

¹ The ALL4 all-wheel-drive is an intelligent torque vectoring system that maximises traction on virtually any surface. Its electrohydraulic multi-disc clutch is linked to Dynamic Stability Control and smoothly varies the amount of drive torque distributed from the MINI TwinPower Turbo engine to the front and rear axles according to the driving situation.

² The MINI Activity Pack includes a larger-capacity Fuel Tank, automatic operation of tailgate, a luggage compartment separating net, rear seat adjustment and a picnic bench.

STYLE OPTIONS.

THE MINI COUNTRYMAN.

CLASSIC.



ALLOY WHEELS.

STANDARD.



COOPER / ALL4 / D / D ALL4
16" Revolute Spoke alloy wheels in silver

COOPER S / S ALL4 / S E ALL4
17" Imprint Spoke alloy wheels in silver

OPTIONAL.



18" Pin Spoke alloy wheels in silver

18" Pin Spoke alloy wheels in black

17" Channel Spoke alloy wheels in silver

17" Imprint Spoke alloy wheels in silver

SEATS AND UPHOLSTERIES.

STANDARD.



COOPER / ALL4 / D / D ALL4 / S E ALL4
Standard seats with Firework cloth upholstery in Carbon Black¹

COOPER S / S ALL4
Sport seats with Double Stripe cloth upholstery in Carbon Black¹


OPTIONAL.



Sport seats with Leatherette upholstery in Carbon Black¹

INTERIOR SURFACES.

STANDARD.



Hazy Grey interior surface

OPTIONAL.



Piano Black interior surface

SPORT.



ALLOY WHEELS.

STANDARD.



18" John Cooper Works Grip Spoke alloy wheels in silver

OPTIONAL.



19" John Cooper Works Circuit Spoke alloy wheels

SEATS AND UPHOLSTERIES.

STANDARD.



John Cooper Works sport seats with Dinamica / cloth upholstery in Carbon Black¹

OPTIONAL.



John Cooper Works sport seats with Dinamica / leather upholstery in Carbon Black²

Sport seats with Cross Punch leather* upholstery in Carbon Black²


INTERIOR SURFACES.

STANDARD.



John Cooper Works Piano Black interior surface

OPTIONAL.



Piano Black interior surface

EXCLUSIVE.



ALLOY WHEELS.

STANDARD.



18" Pair Spoke alloy wheels in silver

OPTIONAL.



19" Edged Spoke alloy wheels in silver

19" MINI Yours British Spoke alloy wheels

SEATS AND UPHOLSTERIES.

STANDARD.



Sport seats with MINI Yours Lounge leather upholstery in Carbon Black²

OPTIONAL.




Sport seats with Chester leather* upholstery in Satellite Grey²

Sport seats with Chester leather* upholstery in British Oak²


INTERIOR SURFACES.

STANDARD.



MINI Yours Piano Black interior style, illuminated

OPTIONAL.



MINI Yours British Oak interior style, illuminated

¹ Seats don't include lumbar support. ² Seats include lumbar support. * Some sections of the seat and interior feature synthetic leather.

THE MINI COUNTRYMAN PLUG-IN HYBRID.



Model shown: MINI Countryman Plug-in Hybrid Classic with optional Melting Silver exterior paint, roof and mirror caps in black, 18" Pin Spoke alloy wheels in black and LED headlights with cornering lights.

The MINI Countryman Plug-in Hybrid combines an electric motor and battery with a conventional petrol engine to offer drivers the best of both worlds with a total output of 224 hp enabling thrilling acceleration from 0 to 62 mph in 6.8 seconds. The e-motor backs up the petrol engine via the boost function and enables electric all-wheel-drive. The central display ❶ shows the power distribution between the two engines. A combi display ❷ replaces the rev counter, and shows the available power. The battery can be charged both during the journey and externally using the supplied cables ❸.

STANDARD EQUIPMENT HIGHLIGHTS.

(in addition to MINI Countryman Cooper S standard equipment)

- Automatic transmission
- High voltage battery and electric motor
- AC charging (charging flap on front left lower A-panel)
- AC home (occasional 3-pin plug) and AC public charging (type 2 – 3.7 kW) cables
- Central display (showing engine power distribution) and combi display (showing available power)
- ALL4 Electric (rear axle powered by electric motor and front axle powered by combustion engine)
- Chargeable battery during driving
- eDrive button (change the powertrain preference to AUTO eDRIVE, MAX eDRIVE or SAVE BATTERY)
- MINI Driving Modes (centre toggle switch to control driving mode settings: Sport, Mid, Green; allows adaption to different driving situations and ensures a high driving efficiency and the optimal electric range)
- Pre-conditioning (remotely heat or cool the vehicle prior to departure through the MINI Connected app)

The MINI Countryman Plug-in Hybrid is available in Classic, Sport or Exclusive style, for more information about the equipment available with each style please see pages 50-51.

PERFORMANCE:

Petrol engine:

- Max. output: 136 hp
- Max. torque: 220 Nm

Electric motor:

- Max. output: 95 hp
- Max. torque: 165 Nm

Combined:

- System output: 224 hp
- System torque: 385 Nm
- 0-62 mph: 6.8 seconds

BATTERY:

- Battery type: Lithium-Ion
- Gross battery content (high voltage): 10 kWh

- Net battery content (high voltage): 8.8 kWh
- Battery capacity (high voltage): 34 Ah

RANGE AND CONSUMPTION¹:

- All Electric Range: 26.1 – 28.6 miles
- Equivalent All Electric Range: 29.8 – 31.7 miles
- Fuel consumption (weighted combined): 141.2 – 156.9 mpg (2.0 – 1.8 l/100 km)

- Electric energy consumption (weighted): 4.0 – 4.1 miles/kWh (15.7 – 15.0 kWh/100 km)
- CO₂ emissions (weighted combined): 46 – 40 g/km

CHARGING²:


Home charging (AC)

With occasional home charging cable (3-pin plug)	2.3 kW	3 hours 48 minutes ³
With Wallbox	3.7 kW	2 hours 24 minutes ^{4, 5}

Public charging (AC)

With AC public charging	3.7 kW	2 hours 24 minutes ⁴
-------------------------	--------	---------------------------------

¹ These figures were obtained using a combination of battery power and fuel. The MINI Countryman Plug-in Hybrid is a plug-in hybrid vehicle requiring mains electricity for charging. Figures shown are for comparability purposes. Only compare fuel consumption, CO₂ and electric range figures with other cars tested to the same technical procedures. These figures may not reflect real life driving results, which will depend upon a number of factors including the starting charge of the battery, accessories fitted (post-registration), variations in weather, driving styles and vehicle load. The CO₂ figures shown have been determined according to the WLTP test. WLTP has been used as the applicable CO₂ figure from 1 April 2020 for first year vehicle tax (VED) and from 6 April 2020 for company car tax (BIK). The CO₂ figures were previously based on the NEDC equivalent. ² Charging time corresponds to an 80% charge. Charging times are approximate and may vary depending on various factors such as the type and condition of the charger and the temperature of the battery at the point of use. ³ A 100% charge is achieved in 5 hours. ⁴ A 100% charge is achieved in 3 hours 12 minutes. ⁵ Charging time applies to any 3.7 kW Wallbox.



THE NEW MINI ELECTRIC.



Model shown: The new MINI Electric Level 3 in White Silver exterior colour with Energetic Yellow mirror caps and front grille blade, black roof and 17" MINI Electric Spoke alloy wheels in two-tone.



5.5" Digital Dash

An icon reimagined – the first fully electric MINI is here. The new MINI Electric is the best of both worlds, giving you the iconic character of MINI with all the benefits of going electric.

Following its ground-breaking launch in 1959, MINI established itself as the definitive go to small car and the MINI 3-door Hatch is now the first available with a fully electric powertrain. Emitting zero emissions, the new MINI Electric is the perfect combination of sustainable driving, thrilling driving performance and iconic MINI design. The new MINI Electric is reinventing urban life.

Putting the smart into sporty, every inch of this car has been specially developed to improve performance. The perfectly streamlined design balances weight and agility, resulting in optimised aerodynamics. This is head turning efficiency. This is the electric car that gets people talking.

STANDARD EQUIPMENT HIGHLIGHTS.

EXTERIOR:

- LED lights (front and rear)
- Choice of solid or metallic exterior paint colours
- Choice of 16" or 17" alloy wheels
- MINI e-badge
- Unique aerodynamically enhanced front and rear bumpers
- Front grille with unique MINI Electric design and tailgate handle in Vigorous Grey

INTERIOR:

- Design highlights in Energetic Yellow
- Carbon Black Colour Line

INFOTAINMENT:

- MINI Navigation System
- MINI Connected
- Real Time Traffic Information (RTTI)

- Apple CarPlay
- Remote Services
- ConnectedDrive Services (including Online Search and Weather Information)
- Intelligent emergency calling (E-call)
- MINI Teleservices
- e-Drive services (ability to initiate charging, monitor charging status and locate public charging stations)

FUNCTIONAL EQUIPMENT:

- Fully digital display cockpit (5.5" digital instrument cluster integrated into a larger display set behind the steering wheel)
- Automatic dual zone air conditioning
- AC and DC charging
- AC home (occasional 3-pin plug) and AC public charging (type 2 – 7.4 kW) cables
- Electric parking brake

- Automatic transmission
- MINI Driving Modes (centre toggle switch to control driving mode settings: Sport, Mid, Green, Green+; allows adaption to different driving situations and ensures a high driving efficiency and the optimal driving range)
- Two levels of power regeneration (energy recovery toggle which allows the driver to alter the severity of automatic braking when releasing the throttle by changing the amount of energy being regenerated when coasting)
- Heat pump (allows excess heat from motor to be utilised for heating cabin space when required, rather than utilising battery power to maximise efficiency)
- Pre-conditioning (remotely heat or cool the vehicle prior to departure through the MINI Connected app)
- Acoustic protection
- Cruise control with brake function
- Front and rear ISOFIX child seat attachment
- Rain sensor and automatic headlight activation

The new MINI Electric is available with different levels of equipment, for more information about the equipment available with each level please see pages 56-57.

PERFORMANCE:

- Max. output: 184 hp
- Max. torque: 270 Nm
- 0-62 mph: 7.3 seconds

BATTERY:

- Battery type: Lithium-Ion
- Gross battery content (high voltage): 32.6 kWh
- Net battery content (high voltage): 28.9 kWh
- Battery capacity (high voltage): 93.2 Ah

RANGE AND CONSUMPTION¹:





















































- Electric Range: 140 – 145 miles^{*}
- Electric energy consumption (combined): 3.9 – 4.1 miles/kWh (15.9 – 15.2 kWh/100 km)
- CO₂ emissions: 0 g/km

CHARGING²:

Home charging (AC)		
With occasional home charging cable (3-pin plug)	2.1 kW	12 hours
With Wallbox	7.4 kW	3 hours 12 minutes ³
Public charging (AC/DC)		
With AC public charging	11 kW	2 hours 30 minutes
With DC rapid charger	50 kW	36 minutes

¹ These figures were obtained after the battery had been fully charged. The new MINI Electric is a battery electric vehicle requiring mains electricity for charging. There is a new test for fuel consumption, CO₂ and electric range figures. The electric range shown was achieved using the new test procedure. Figures shown are for comparability purposes. Only compare fuel consumption, CO₂ and electric range figures with other cars tested to the same technical procedures. The CO₂ figures shown have been determined according to the WLTP test. WLTP has been used as the applicable CO₂ figure from 1 April 2020 for first year vehicle tax (VED) and from 6 April 2020 for company car tax (BIK). The CO₂ figures were previously based on the NEDC equivalent. ² Charging time corresponds to an 80% charge. Charging times are approximate and may vary depending on various factors such as the type and condition of the charger and the temperature of the battery at the point of use. ³ Charging time applies to any 7.4 kW Wallbox. These figures may not reflect real life driving results, which will depend upon a number of factors including the starting charge of the battery, accessories fitted (post-registration), variations in weather, driving styles and vehicle load.

LEVEL OPTIONS.
THE NEW MINI ELECTRIC.

<div>LEVEL 1.</div> <div></div>	<div>STANDARD EQUIPMENT.</div> <div><div><div>Sport seats with Double Stripe cloth upholstery in Carbon Black¹</div></div><div><div>Sport leather steering wheel with multi-function controls</div></div><div><div><div>Black Chequered interior surface</div><div>Satellite Grey headlining</div></div></div></div>	<div><ul style="list-style-type: none">– Automatic air conditioning– Cruise control with brake function– Floor mats– Fully digital cockpit– ISOFIX child seat attachment– LED fog lights– LED headlights and rear lights– MINI Driving Modes– Navigation Pack*– Passenger seat height adjustment– Performance Control– Rain sensor with automatic headlight activation</div>	<div>PERSONALISATION.[^]</div> <div>ALLOY WHEELS.</div> <div><div><div>16" Electric Revolite Spoke</div></div><div><div>16" Loop Spoke in silver</div></div><div><div>17" Electric Spoke in two-tone</div></div></div>	<div>EXTERIOR PAINT COLOURS.</div> <div><div><div>Moonwalk Grey¹</div></div><div><div>White Silver¹,³</div></div></div> <div>ROOF AND MIRROR CAPS.⁶</div> <div><div><div>Aspen White</div></div><div><div>Jet Black</div></div></div> <div>FRONT BLADE AND MIRROR CAPS.⁶</div> <div><div><div>Vigorous Grey⁷</div></div><div><div>Energetic Yellow</div></div></div>
<div>LEVEL 2.</div> <div></div>	<div>STANDARD EQUIPMENT.</div> <div><div><div>Sport seats with Black Pearl cloth / leatherette upholstery¹</div></div><div><div>Sport leather steering wheel with multi-function controls</div></div><div><div><div>Piano Black interior surface</div><div>Anthracite headlining</div></div></div></div>	<div><ul style="list-style-type: none">– All the standard features from the Level 1– Comfort Access System– Driving Assistant– Folding and auto-dimming mirrors– Front centre armrest– Interior lights pack– MINI Excitement Pack– Rear Park Distance Control– Rear view camera– Seat heating, front– Storage compartment pack</div>	<div>PERSONALISATION.[^]</div> <div>ALLOY WHEELS.</div> <div><div><div>16" Loop Spoke in silver</div></div><div><div>17" Electric Spoke in two-tone</div></div><div><div>17" Cosmos Spoke in black</div></div><div><div>17" Tentacle Spoke in silver</div></div></div>	<div>EXTERIOR PAINT COLOURS.</div> <div><div><div>Moonwalk Grey¹</div></div><div><div>White Silver¹,³</div></div><div><div>Midnight Black¹,⁴</div></div><div><div>British Racing Green¹,⁵</div></div><div><div>Chili Red⁵</div></div></div> <div>ROOF AND MIRROR CAPS.⁶</div> <div><div><div>Aspen White</div></div><div><div>Jet Black⁴</div></div></div> <div>FRONT BLADE AND MIRROR CAPS.⁶</div> <div><div><div>Vigorous Grey⁷</div></div><div><div>Energetic Yellow⁵</div></div></div>
<div>LEVEL 3.</div> <div></div>	<div>STANDARD EQUIPMENT.</div> <div><div><div>Sport seats with MINI Yours Lounge leather upholstery in Carbon Black²</div></div><div><div>MINI Yours leather steering wheel</div></div><div><div><div>MINI Yours Piano Black interior style, illuminated</div><div>Anthracite headlining</div></div></div></div>	<div><ul style="list-style-type: none">– All the standard features from the Level 1 and Level 2– Adaptive LED headlights with matrix function– Front Park Distance Control– Harman Kardon Hi-Fi system– MINI Head-up Display– Navigation Plus Pack*– Panoramic glass sunroof– Parking Assistant</div>	<div>PERSONALISATION.[^]</div> <div>ALLOY WHEELS.</div> <div><div><div>16" Loop Spoke in silver</div></div><div><div>17" Electric Spoke in two-tone</div></div><div><div>17" Tentacle Spoke in silver</div></div><div><div>17" Cosmos Spoke in black</div></div><div><div>17" Roulette Spoke in two-tone</div></div></div>	<div>EXTERIOR PAINT COLOURS.</div> <div><div><div>Moonwalk Grey¹</div></div><div><div>White Silver¹,³</div></div><div><div>Midnight Black¹,⁴</div></div><div><div>British Racing Green¹,⁵</div></div><div><div>Chili Red⁵</div></div><div><div>MINI Yours Enigmatic Black⁷</div></div></div> <div>ROOF AND MIRROR CAPS.⁶</div> <div><div><div>Aspen White</div></div><div><div>Jet Black⁴</div></div></div> <div>FRONT BLADE AND MIRROR CAPS.⁶</div> <div><div><div>Vigorous Grey⁷</div></div><div><div>Energetic Yellow⁵</div></div></div>

¹ Seats don't include lumbar support. ² Seats include lumbar support. ³ For more information about the Navigation Pack and the Navigation Plus Pack, please refer to pages 24-25.

[^] Personalisation options are available at no additional cost. Each MINI Electric Level comes with a fixed price. ⁴ Metallic exterior paint colour. ³ White Silver exterior paint colour is not available with roof in body colour. ⁴ Midnight Black exterior paint colour is not available with roof and mirror caps in Jet Black. ⁵ Chili Red and British Racing Green exterior paint colours are not available with Energetic Yellow front blade and mirror caps. ⁶ Mirror caps come in Vigorous Grey and roof comes in body colour³ as standard, the colour is overridden if roof and mirror caps in white or black are selected, and if the front blade and mirror caps in Energetic Yellow are selected this will supersede the white or black caps. ⁷ Vigorous Grey mirror caps only come with roof in body colour³.

JOHN COOPER WORKS.

THE MINI HATCH AND CONVERTIBLE JOHN COOPER WORKS.



Models shown: MINI Hatch John Cooper Works and MINI Convertible John Cooper Works, both with optional Rebel Green exterior paint, roof (not on Convertible) and mirror caps in red, John Cooper Works bonnet stripes and 18" John Cooper Works Cup Spoke alloy wheels in two-tone.

Discover the MINI Hatch John Cooper Works and the MINI Convertible John Cooper Works.

Powerful and competitive, the MINI John Cooper Works is a challenger. Performance is paramount and superior style a given. Available as stand-alone offering, meaning they come with their own engine and style, the John Cooper Works models are packed with enhanced standard specification including John Cooper Works features inspired by the Mini racing heyday, giving you all you need for higher output on the road.

Both models come with standard Sport Suspension for optimal road-holding as well as standard John Cooper Works aerodynamic kit. The rumble of the John Cooper Works sport exhaust is an extra treat for your ears – especially in the MINI Convertible John Cooper Works when driving with the top down.

STANDARD EQUIPMENT HIGHLIGHTS.

- | EXTERIOR: | INTERIOR: | FUNCTIONAL EQUIPMENT: |
|--|--|---|
| <ul style="list-style-type: none">– 17" John Cooper Works Track Spoke alloy wheels in black– Piano Black Exterior– Sport Suspension– John Cooper Works aerodynamic kit– John Cooper Works sport exhaust– Performance Braking System– Red brake callipers with John Cooper Works logo– LED headlights and rear lights– Rain sensor and automatic headlight activation | <ul style="list-style-type: none">– John Cooper Works sport seats upholstered with Dinamica/leather in Carbon Black– John Cooper Works sport leather steering wheel with multi-function controls– Piano Black interior surface– Rubberised stainless steel pedals– Anthracite headlining¹– John Cooper Works door sill finishers | <ul style="list-style-type: none">– MINI Driving Modes (centre toggle switch to control driving mode settings: Sport, Mid, Green)– Cruise control with brake function– Performance Control– 6.5" screen– Bluetooth hands free function with USB audio– Intelligent emergency calling (E-call)– Interior lights pack– MINI Excitement Pack (including MINI logo projection, illuminated door handles and LED mood lighting) |

ALLOY WHEELS.

STANDARD.	OPTIONAL.
17" John Cooper Works Track Spoke alloy wheels in black	18" John Cooper Works Cup Spoke alloy wheels in two-tone

SEATS AND UPHOLSTERIES.

STANDARD.	OPTIONAL.
John Cooper Works sport seats with Dinamica / leather upholstery in Carbon Black ²	Sport seats with MINI Yours Lounge leather upholstery in Carbon Black ²
Sport seats with Chester leather* upholstery in Satellite Grey ²	Sport seats with Chester leather* upholstery in Malt Brown ²

INTERIOR SURFACES.

STANDARD.	OPTIONAL.
Piano Black interior surface	MINI Yours Piano Black interior style, illuminated

JOHN COOPER WORKS 306HP.

THE MINI CLUBMAN AND COUNTRYMAN JOHN COOPER WORKS 306HP.



Models shown: MINI Clubman John Cooper Works 306hp and MINI Countryman John Cooper Works 306hp, both with optional Rebel Green exterior paint, roof and mirror caps in red, John Cooper Works sport stripes in red and 19" John Cooper Works Circuit Spoke alloy wheels in two-tone.

The MINI Clubman and MINI Countryman John Cooper Works return with 306hp.

The MINI Clubman John Cooper Works 306hp combines fascinating extremes and sophisticated style. It has 6 doors, it's stylish and a lot of fun to drive. It cuts an imposing figure too, but slips smoothly through the oncoming wind thanks to the standard John Cooper Works aerodynamic kit. Impressive performance, unique design and versatility – it's all here.

The MINI Countryman John Cooper Works 306hp is the ultimate Sport Activity Vehicle, blending exceptional capability with inspired driving wherever it goes. The standard ALL4 all-wheel-drive provides exciting off-road abilities to go with its powerful forward thrust and extreme traction.

STANDARD EQUIPMENT HIGHLIGHTS.

EXTERIOR:

- 18" John Cooper Works Grip Spoke alloy wheels in black
- Piano Black Exterior¹
- Sport Suspension
- John Cooper Works aerodynamic kit
- John Cooper Works sport exhaust
- Performance Braking System
- Red brake callipers with John Cooper Works logo
- Darkened LED headlights¹
- LED rear lights¹
- LED headlights with cornering lights²
- Rain sensor and automatic headlight activation
- ALL4 all-wheel-drive system
- New rear bumper and diffuser¹
- Torsen mechanical differential

INTERIOR:

- John Cooper Works sport seats upholstered with Dinamica/leather in Carbon Black
- John Cooper Works sport leather steering wheel with multi-function controls
- John Cooper Works Piano Black interior surface²
- Piano Black interior surface¹
- Rubberised stainless steel pedals
- Anthracite headlining
- John Cooper Works door sill finishers

FUNCTIONAL EQUIPMENT:

- MINI Driving Modes (centre toggle switch to control driving mode settings: Sport, Mid, Green)
- Cruise control with brake function
- Performance Control
- Interior lights pack

- MINI Excitement Pack (including MINI logo projection, illuminated door handles and LED mood lighting)
- Sport automatic transmission (8-speed, with Launch control)
- Comfort Access System
- Comfort Plus Pack (including rear view camera, folding and auto-dimming exterior mirrors and interior rear view mirror, front and rear Park Distance Control, Parking Assistant, seat heating for driver and front passenger, automatic air conditioning, passenger seat height adjustment, storage compartment pack, floor mats in velour and front centre armrest)
- Navigation Pack (including MINI Navigation system with 6.5" display, RTTI, Apple CarPlay, Remote Services, ConnectedDrive Services and E-call)

ALLOY WHEELS.

STANDARD.



18" John Cooper Works Grip Spoke alloy wheels in black

OPTIONAL.



19" John Cooper Works Circuit Spoke alloy wheels in two-tone

SEATS AND UPHOLSTERIES.

STANDARD.



John Cooper Works sport seats with Dinamica / leather upholstery in Carbon Black³

OPTIONAL.



Sport seats with MINI Yours Lounge leather upholstery in Carbon Black³



Sport seats with Chester leather* upholstery in Satellite Grey³



Sport seats with Chester leather* upholstery in Malt Brown^{1,3}




Sport seats with Chester leather* upholstery in Indigo Blue^{1,3}




Sport seats with Chester leather* upholstery in British Oak^{2,3}

INTERIOR SURFACES.

STANDARD.




Piano Black interior surface¹



John Cooper Works Piano Black interior surface²


OPTIONAL.




MINI Yours Piano Black interior style, illuminated¹



MINI Yours Piano Black interior style, illuminated²



MINI Yours Frozen Blue interior style, illuminated¹



MINI Yours British Oak interior style, illuminated²

THE NEW MINI JOHN COOPER WORKS GP.

THE FASTEST MINI EVER.



Model shown: The new MINI John Cooper Works GP.

The new MINI John Cooper Works GP is here with the most powerful engine ever fitted to a series-produced MINI 3-door Hatch. Inspired by the brand’s legendary racing successes, the MINI John Cooper Works GP embodies MINI’s motorsport essence. Designers and engineers have spared no efforts in creating an uncompromisingly dynamic package. This is the most powerful MINI GP ever built as well as the fastest, with a top speed of 164 mph. Following in the footsteps of the 2006 and 2013 John Cooper Works GP models, this generation will push the boundaries of performance to the technical limit, in a strictly limited batch of 3,000 individually numbered vehicles worldwide, with 575 vehicles arriving in the UK. Two versions of the new MINI John Cooper Works GP are available: The base vehicle is weight-optimised, for a no compromise performance package and comes without optional extras. The vehicle is also available with the GP Touring Pack, which includes automatic air conditioning, seat heating and Navigation Plus Pack.

STANDARD EQUIPMENT HIGHLIGHTS.

EXTERIOR:

- 18” John Cooper Works GP Spoke forged lightweight alloy wheels in two-tone
- Racing Grey metallic exterior paint colour
- Melting Silver contrast roof and mirror caps
- Darkened LED headlights and rear lights
- GP aerodynamic kit with Chili Red and Rosso Red accents, including specific front bumper with new air intake and rear bumper with diffuser insert
- Carbon fibre wheel spats with individual numbering on front driver and passenger side
- Sun protection glass
- Piano Black Exterior with extended content: bonnet scoop, MINI badges, headlight and rear light surround, grille surround, door handles and fuel filler cap
- Rear spoiler, bicolour, with GP logo
- Exhaust tailpipes in stainless steel

INTERIOR:

- Two seater
- John Cooper Works GP sport bucket seats with Dinamica/ leather and red seat belts
- GP digital display cockpit
- GP Walknappa leather steering wheel with multi-function controls
- 3D printed GP metal shift paddles
- 3D printed fascia panel with individual GP numbering
- GP door entry strips
- GP floor mats with logo and Chili Red stitching
- Anthracite headlining
- Carbon Black Colour Line
- Front centre armrest
- Cruise control with brake function
- 6.5” Radio Visual Boost with specific GP startup screen
- Load protection bar in Chili Red

PERFORMANCE FEATURES:

- 8-speed sport automatic transmission
- 10 mm lower ride height and 20 mm wider track at front axle (than the standard John Cooper Works model)
- Sport suspension with specific damper settings, performance springs and wheel camber adjustments
- Sport performance Hankook tyres
- Torsen mechanical differential
- Sport braking system (18” 4-piston front brake calliper)
- Specific DSC settings including a GP Mode
- Enhanced air intake system

GP TOURING PACK.

CONTENTS:

- **Navigation Plus Pack, including:**
 - Navigation System with 8.8” display
 - Apple CarPlay
 - MINI Visual Boost Radio
 - MINI Connected[†]
 - ConnectedDrive Services (including Online Search and Weather Information)
 - Real Time Traffic Information (RTTI)
 - Concierge Service
 - Remote Services
 - MINI Connected XL^{††} with additional features including Amazon Alexa^{††}
 - Enhanced bluetooth with wireless charging
- **Automatic air conditioning, dual zone**
- **Seat heating**

KEY PERFORMANCE DATA.

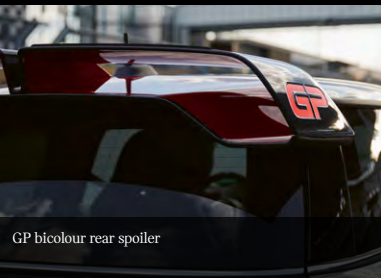
- Max. output: 306 hp (225 kW)
- Max. torque: 450 Nm
- 0–62 mph: 5.2 seconds
- Top speed: 164 mph



Piano Black Exterior features, front grille insert with honeycomb grille and upper air intake, front bumper with new air intake and Chili Red accents



18” forged lightweight wheels with Hankook sport tyres, sport braking system and Carbon fibre individually numbered wheel spats



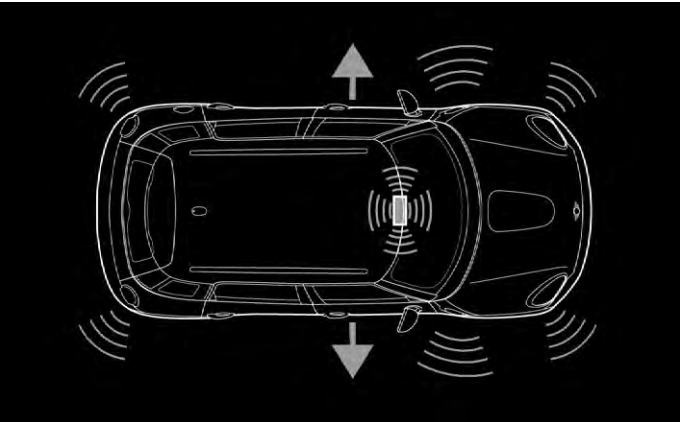
GP bicolour rear spoiler

[†]Subject to phone compatibility, please check mini.co.uk/connected

^{††}Amazon account required. Initial subscription available at no extra cost and active for 3 years.

SAFETY RUNS IN THE FAMILY.

You can never be too secure. That’s why every MINI is packed with safety features as standard, including Dynamic Stability Control and the latest generation Antilock Braking System.



CRASH-TEST GENIUS.

In the event of an impact accident, doors unlock, interior and hazard lights turn on and the fuel pump shuts down. When a car can think for itself in the event of an accident, you know it’s pretty brilliant.



INTELLIGENT EMERGENCY CALLING (E-CALL).

If necessary or in an emergency, E-call establishes a connection to emergency and rescue services through a Call Centre. The vehicle’s current location is transmitted along with additional data depending on the severity of the accident.

STANDARD SAFETY FEATURES

Intelligent emergency calling (E-call)

3-point seat belts, in all seats, including belt stopper, pyrotechnic belt tightener and belt force limiter in front

Airbags for driver and front passenger, 8 airbags as standard; 2 front, 2 side and 4 head airbags

Antilock Braking System (ABS) including Cornering Brake Control (CBC)

Autonomous Emergency Braking (AEB) system* including Forward Collision Warning (FCW) and City Collision Mitigation (CCM)

Dynamic Brake Lights

Crash sensor, for airbag deployment and activating hazard warning flashers and interior light, unlocking the doors and activating fuel cut-off

Dynamic Stability Control (DSC), including Automatic Stability Control + Traction (ASC+T), Electronic Brake Force Distribution (EBD), Brake Drying and Hill Assist

Dynamic Traction Control (DTC) with Electronic Differential Lock Control (EDLC)

Fuel pump with automatic cut-off in crash situation

Tyre Pressure Warning System (TPWS), passive monitoring of all 4 wheels with status indicator light



Model shown: MINI Clubman Cooper S Exclusive with optional Indian Summer Red exterior paint, roof and mirror caps in black, Piano Black Exterior and 18" Multiray Spoke alloy wheels.

GENUINE MINI ACCESSORIES.

Showcase your personality, add a range of Genuine MINI Accessories to enhance the look and feel of your vehicle or create motorsport flair by accessorising your MINI with optional John Cooper Works Accessories. Your local MINI Retailer will have everything on hand for both new cars and retrofitting to your current MINI.

OUR RANGE OF ACCESSORIES INCLUDE:

- Alloy Wheels
- JCW Aerodynamic Components
- Mirror Covers
- Side Scuttles
- Bonnet, Side and Roof Decals
- Technology and Lighting
- Travel Solutions

Genuine MINI Accessories
mini.co.uk/accessories

1. Night Jack Mirror Covers

2. 17" JCW Multi Spoke 505 in Jet Black

For further information of the MINI Accessories range available please visit mini.co.uk/accessories



MINI YOURS CUSTOMISED.

The future is here. Take personalisation of your MINI to the next level using the latest technology, including 3D printing and laser lettering. You can design selected components for your MINI, and your designs will then be produced exclusively for you.

To achieve this, we employ innovative production procedures to offer you the individual manufacture of MINI Side Scuttles, Dashboard Trim, Illuminated LED Door Entry Strips and LED Door Projectors.

MINI Yours Customised offers you the chance to make your MINI unique. We've always valued individualisation and creativity, and now there is even more opportunity than ever to design and customise.

1. MINI LED Door Projectors Customised*

2. MINI LED Door Entry Strips Customised*

3. MINI Side Scuttles Customised*

4. MINI Dashboard Trim Customised*

You can either fit the MINI Yours Customised products yourself, or have them installed at a MINI Centre. Don't hesitate to contact your local MINI Retailer for more information.

The products are only available and configurable directly via the MINI Yours Customised web-shop, for more information please visit mini.co.uk/customisable-accessories

MINI Yours Customised is not specific to MINI UK; this unique product offering is available to customers throughout the world and the web-shop is a global site used worldwide, therefore you will be charged in Euros.

If you have any questions, please contact the Customer Centre:
E-mail: yours-customised@mini.com Telephone: +49 89 125 016 141



* Some features are only available on selected models or may require retrofitting your MINI, please speak to your MINI Retailer for more details.

THE MINI CHALLENGE.

The MINI CHALLENGE is the Championship for the MINI in the UK, enjoying great grids, colourful cars and close racing.

Over the years the MINI CHALLENGE has built a reputation for affordability, fairness and fun, and benefits from being the only Championship to enjoy the support of MINI UK.

2020 marks a landmark year for the series, with the headline JCW Class assuming its rightful place on the BTCC Package, cementing its status as the natural stepping-stone for drivers with their sights set on the BTCC.

The Cooper Class provides entry-level, close, fair racing, and will make two guest appearances on the TOCA Package, whilst the Cooper S Class caters for almost any R53 or R56 MINI thanks to regulated BHP and torque per tonne limits.

As part of the biggest car racing events in the UK, supporting British Touring Cars around the country, the MINI CHALLENGE will benefit from unrivalled live ITV 4 coverage reaching over 1 million viewers and with over 400,000 spectators watching in person at race circuits. In 2020 the MINI CHALLENGE will therefore be bigger than ever.

Don't miss the races, check out the MINI CHALLENGE 2020 calendar*:

JCW CLASS 2020 CALENDAR

Round 1: 28-29 March – Donington Park National

Round 2: 11-12 April – Brands Hatch Indy

Round 3: 25-26 April – Silverstone National

Round 4: 13-14 June – Oulton Park Island

Round 5: 25-26 July – Snetterton 300

Round 6: 15-16 August – Croft

Round 7: 29-30 August – Knockhill

Round 8: 10-11 October – Brands Hatch GP

For more information, please contact the MINI CHALLENGE team:
Telephone: +44 1379 87 00 99
Email: info@minichallenge.co.uk



Image shows the MINI CHALLENGE hospitality.



Racing images are from the 2019 MINI CHALLENGE.

minichallenge.co.uk



TECHNICAL DATA.

MINI 3-DOOR HATCH.

MODEL	MINI 3-DOOR HATCH ONE	MINI 3-DOOR HATCH COOPER	MINI 3-DOOR HATCH COOPER S	MINI HATCH JOHN COOPER WORKS	MINI JOHN COOPER WORKS GP	MINI ELECTRIC
Regulated emissions standard	EU6	EU6	EU6	EU6	EU6	EU6
Capacity (cc)	1499	1499	1998	1998	1998	n/a [†]
Power output (hp)	102	136	192	231	306	184
Torque (Nm/rpm)	190 / 1380-3600	220 / 1480-4100	280 / 1350-4600	320 / 1450-4800	450 / 1750-4500	270 / n/a [†]
0-62 mph (secs)	10.3 [10.3]	8.0 [8.0]	6.8 [6.7]	6.3 [6.1]	[5.2]	[7.3]
Top speed (mph)	120 [120]	130 [130]	146 [146]	153 [153]	[164]	[93]

Fuel consumption and CO₂ emissions*

Fuel consumption – combined (mpg)	47.9-49.6 [46.3-47.9]	45.6-48.7 [44.8-48.7]	41.5-44.1 [42.8-45.6]	38.7-40.4 [38.7-40.9]	[34.0]	n/a [†]
Fuel consumption – combined (l/100km)	5.9-5.7 [6.1-5.9]	6.2-5.8 [6.3-5.8]	6.8-6.4 [6.6-6.2]	7.3-7.0 [7.3-6.9]	[8.3]	n/a [†]
CO ₂ emissions (g/km)	135-130 [138-133]	141-131 [142-132]	154-146 [149-141]	166-159 [165-157]	[189]	[0] [†]

Dimensions

Length ¹ (mm)	3821	3821	3850	3874	3879	3845
Width incl. door mirrors (mm)	1932	1932	1932	1932	1932	1928
Vehicle height (mm)	1414	1414	1414	1414	1420	1432
Fuel tank capacity (litres)	40	40	40	40	44	n/a [†]
Luggage capacity ² (litres)	211-731	211-731	211-731	211-731	612-816	211-731

* Figures shown are for comparability purposes; only compare fuel consumption and CO₂ figures with other cars tested to the same technical procedures. These figures may not reflect real life driving results, which will depend upon a number of factors including the accessories fitted (post-registration), variations in weather, driving styles and vehicle load. The CO₂ figures shown have been determined according to the WLTP test. WLTP has been used as the applicable CO₂ figure from 1 April 2020 for first year vehicle tax (VED) and from 6 April 2020 for company car tax (BIK). The CO₂ figures were previously based on the NEDC equivalent.

[†] The new MINI Electric is a battery electric vehicle requiring mains electricity for charging.

¹ Sport models are slightly longer due to the John Cooper Works aerodynamic kit fitted as part of the standard equipment.

² Luggage capacity varies depending on whether the rear seats are up or folded down.

MINI 5-DOOR HATCH.

MODEL	MINI 5-DOOR HATCH ONE	MINI 5-DOOR HATCH COOPER	MINI 5-DOOR HATCH COOPER S
Regulated emissions standard	EU6	EU6	EU6
Capacity (cc)	1499	1499	1998
Power output (hp)	102	136	192
Torque (Nm/rpm)	190 / 1380-3600	220 / 1480-4100	280 / 1350-4600
0-62 mph (secs)	10.6 [10.6]	8.3 [8.3]	6.9 [6.8]
Top speed (mph)	119 [119]	129 [129]	146 [146]

Fuel consumption and CO₂ emissions*

Fuel consumption – combined (mpg)	47.1-48.7 [45.6-47.9]	44.8-47.9 [42.8-47.9]	41.5-43.5 [42.8-44.8]
Fuel consumption – combined (l/100km)	6.0-5.8 [6.2-5.9]	6.3-5.9 [6.6-5.9]	6.8-6.5 [6.6-6.3]
CO ₂ emissions (g/km)	137-132 [140-135]	142-133 [143-135]	155-148 [150-142]

Dimensions

Length ¹ (mm)	3982	3982	4005
Width incl. door mirrors (mm)	1932	1932	1932
Vehicle height (mm)	1425	1425	1425
Fuel tank capacity (litres)	40	40	40
Luggage capacity ² (litres)	278-941	278-941	278-941

* Figures shown are for comparability purposes; only compare fuel consumption and CO₂ figures with other cars tested to the same technical procedures. These figures may not reflect real life driving results, which will depend upon a number of factors including the accessories fitted (post-registration), variations in weather, driving styles and vehicle load. The CO₂ figures shown have been determined according to the WLTP test. WLTP has been used as the applicable CO₂ figure from 1 April 2020 for first year vehicle tax (VED) and from 6 April 2020 for company car tax (BIK). The CO₂ figures were previously based on the NEDC equivalent.

¹ Sport models are slightly longer due to the John Cooper Works aerodynamic kit fitted as part of the standard equipment.

² Luggage capacity varies depending on whether the rear seats are up or folded down.

TECHNICAL DATA.

MINI CONVERTIBLE.

MODEL	MINI CONVERTIBLE COOPER	MINI CONVERTIBLE COOPER S	MINI CONVERTIBLE SIDEWALK EDITION	MINI CONVERTIBLE JOHN COOPER WORKS
Regulated emissions standard	EU6	EU6	EU6	EU6
Capacity (cc)	1499	1998	1998	1998
Power output (hp)	136	192	192	231
Torque (Nm/rpm)	220 / 1480-4100	280 / 1350-4600	280 / 1350-4600	320 / 1450-4800
0-62 mph (secs)	8.8 [8.7]	7.2 [7.1]	[7.1]	6.6 [6.5]
Top speed (mph)	128 [127]	143 [143]	[143]	150 [149]

Fuel consumption and CO₂ emissions*

Fuel consumption – combined (mpg)	43.5-45.6 [43.5-44.8]	40.4-41.5 [42.2-43.5]	[42.8]	37.2-39.2 [37.7-39.2]
Fuel consumption – combined (l/100km)	6.5-6.2 [6.5-6.3]	7.0-6.8 [6.7-6.5]	[6.6]	7.6-7.2 [7.5-7.2]
CO ₂ emissions (g/km)	147-141 [148-142]	158-153 [153-147]	[149]	171-164 [170-163]

Dimensions

Length ¹ (mm)	3821	3850	3850	3874
Width incl. door mirrors (mm)	1932	1932	1932	1932
Vehicle height (mm)	1415	1415	1415	1415
Fuel tank capacity (litres)	40	40	40	40
Luggage capacity ² (litres)	160-215	160-215	160-215	160-215

* Figures shown are for comparability purposes; only compare fuel consumption and CO₂ figures with other cars tested to the same technical procedures. These figures may not reflect real life driving results, which will depend upon a number of factors including the accessories fitted (post-registration), variations in weather, driving styles and vehicle load. The CO₂ figures shown have been determined according to the WLTP test. WLTP has been used as the applicable CO₂ figure from 1 April 2020 for first year vehicle tax (VED) and from 6 April 2020 for company car tax (BIK). The CO₂ figures were previously based on the NEDC equivalent.

¹ Sport models are slightly longer due to the John Cooper Works aerodynamic kit fitted as part of the standard equipment.

² Luggage capacity varies depending on whether the roof is up or down.

72 All figures relate to vehicles with 6-speed manual transmission. Figures in [] relate to vehicles with automatic transmission.

MINI CLUBMAN.

MODEL	MINI CLUBMAN COOPER	MINI CLUBMAN COOPER S	MINI CLUBMAN JOHN COOPER WORKS 306HP
Regulated emissions standard	EU6	EU6	EU6
Capacity (cc)	1499	1998	1998
Power output (hp)	136	192	306
Torque (Nm/rpm)	220 / 1480-4100	280 / 1350-4600	450 / 1750-4500
0-62 mph (secs)	9.2 [9.2]	7.3 [7.2]	[4.9]
Top speed (mph)	127 [127]	142 [142]	[155]

Fuel consumption and CO₂ emissions*

Fuel consumption – combined (mpg)	40.9-44.8 [40.4-43.5]	38.7-40.9 [39.8-42.2]	[33.2-35.8]
Fuel consumption – combined (l/100km)	6.9-6.3 [7.0-6.5]	7.3-6.9 [7.1-6.7]	[8.5-7.9]
CO ₂ emissions (g/km)	157-143 [159-148]	166-156 [162-151]	[193-180]

Dimensions

Length ¹ (mm)	4266	4266	4266
Width incl. door mirrors (mm)	2018	2018	2018
Vehicle height (mm)	1441	1441	1441
Fuel tank capacity (litres)	48	48	48
Luggage capacity ² (litres)	360-1250	360-1250	360-1250

* Figures shown are for comparability purposes; only compare fuel consumption and CO₂ figures with other cars tested to the same technical procedures. These figures may not reflect real life driving results, which will depend upon a number of factors including the accessories fitted (post-registration), variations in weather, driving styles and vehicle load. The CO₂ figures shown have been determined according to the WLTP test. WLTP has been used as the applicable CO₂ figure from 1 April 2020 for first year vehicle tax (VED) and from 6 April 2020 for company car tax (BIK). The CO₂ figures were previously based on the NEDC equivalent.

¹ Sport models are slightly longer due to the John Cooper Works aerodynamic kit fitted as part of the standard equipment.

² Luggage capacity varies depending on whether the rear seats are up or folded down.

All figures relate to vehicles with 6-speed manual transmission. Figures in [] relate to vehicles with automatic transmission.

TECHNICAL DATA.

MINI COUNTRYMAN.

MODEL	MINI COUNTRYMAN COOPER	MINI COUNTRYMAN COOPER ALL4	MINI COUNTRYMAN COOPER D	MINI COUNTRYMAN COOPER D ALL4	MINI COUNTRYMAN COOPER S	MINI COUNTRYMAN COOPER S ALL4	MINI COUNTRYMAN PLUG-IN HYBRID	MINI COUNTRYMAN JOHN COOPER WORKS 306HP
Regulated emissions standard	EU6	EU6	EU6	EU6	EU6	EU6	EU6	EU6
Capacity (cc)	1499	1499	1995	1995	1998	1998	1499	1998
Power output (hp)	136	136	150	150	192	192	136	306
Torque (Nm/rpm)	220 / 1480-4100	220 / 1480-4100	350 / 1750-2500	350 / 1750-2500	280 / 1350-4600	280 / 1350-4600	220 / 1300-4300	450 / 1750-4500
0-62 mph (secs)	9.7 [9.7]	10.0 [9.8]	9.1 [9.1]	9.0 [9.0]	7.6 [7.5]	[7.2]	[6.8]	[5.1]
Top speed (mph)	124 [124]	122 [122]	129 [129]	127 [127]	140 [140]	[138]	[123]	[155]

Fuel consumption and CO ₂ emissions*								
Fuel consumption – combined (mpg)	39.8-42.8 [38.7-42.2]	36.7-39.8 [36.2-39.2]	52.3-56.5 [49.6-54.3]	47.1-51.4 [47.1-51.4]	38.7-40.9 [38.7-40.9]	[35.3-37.2]	[141.2-156.9] [†]	[32.1-34.9]
Fuel consumption – combined (l/100km)	7.1-6.6 [7.3-6.7]	7.7-7.1 [7.8-7.2]	5.4-5.0 [5.7-5.2]	6.0-5.5 [6.0-5.5]	7.3-6.9 [7.3-6.9]	[8.0-7.6]	[2.0-1.8] [†]	[8.8-8.1]
CO ₂ emissions (g/km)	161-149 [165-152]	174-161 [176-164]	142-130 [148-136]	156-145 [156-145]	167-158 [166-157]	[182-173]	[46-40] [†]	[198-185]

Dimensions								
Length ¹ (mm)	4299	4299	4299	4299	4299	4299	4299	4299
Width incl. door mirrors (mm)	2005	2005	2005	2005	2005	2005	2005	2005
Vehicle height (mm)	1557	1557	1557	1557	1557	1557	1559	1557
Fuel tank capacity (litres)	51	51	51	51	51	51	36	51
Luggage capacity ² (litres)	450-1390	450-1390	450-1390	450-1390	450-1390	450-1390	405-1275	450-1390

* Figures shown are for comparability purposes; only compare fuel consumption and CO₂ figures with other cars tested to the same technical procedures. These figures may not reflect real life driving results, which will depend upon a number of factors including the accessories fitted (post-registration), variations in weather, driving styles and vehicle load. The CO₂ figures shown have been determined according to the WLTP test. WLTP has been used as the applicable CO₂ figure from 1 April 2020 for first year vehicle tax (VED) and from 6 April 2020 for company car tax (BIK). The CO₂ figures were previously based on the NEDC equivalent.

[†] These figures were obtained using a combination of battery power and fuel. The MINI Countryman Plug-in Hybrid is a plug-in hybrid vehicle requiring mains electricity for charging. Fuel consumption and CO₂ figures shown correspond to weighted combined figures.

¹ Sport models are slightly longer due to the John Cooper Works aerodynamic kit fitted as part of the standard equipment.

² Luggage capacity varies depending on whether the rear seats are up or folded down.

74 All figures relate to vehicles with 6-speed manual transmission. Figures in [] relate to vehicles with automatic transmission.



Model shown: MINI Countryman Cooper Exclusive with optional Moonwalk Grey exterior paint and LED headlights with cornering lights.

Find out more online at mini.co.uk

Genuine MINI Accessories
mini.co.uk/accessories

MINI COLLECTION
mini.com/en_MS/home/automotive/lifestyle.html



Join us on Facebook
facebook.com/mini.uk



Follow us on Twitter
twitter.com/miniuk



YouTube

MINI Youtube channel
youtube.com/miniuk



Follow us on Instagram
instagram.com/miniuk



The models shown on this brochure feature both standard and optional equipment. For more information, please contact your local MINI Centre.
Subject to changes in design and equipment. Technical data shown is correct at the time of publishing and may alter periodically subject to product changes.
Information valid for vehicles from April 2020 production. Published in April 2020.